

**Format of holding of specified securities**

1. Name of Listed Entity: BUDGE BUDGE COMPANY LTD. (CIN:L26941WB1973PLC028796)

2. Scrip Code - Name of Scrip -,- Class of Security Equity

3. Share Holding Pattern Filed under : Reg. 31(1)(a)/Reg. 31(1)(b)/Reg. 31(1)(c )

a. If under 31 (1)(b) then indicate the report for Quarter ending: 31/03/2022


b. If under 31(1)(c ) then indicate date of allotment/extinguishment

4. **Declaration** : The Listed entity is required to submit the following declaration to the extent of submission of information:-

Particulars	Yes*	No*
1 Whether the Listed Entity has issued any partly paid up shares?		No
2 Whether the Listed Entity has issued any Convertible Securities or Warrants?		No
3 Whether the Listed Entity has any shares against which depository receipts are issued?		No
4 Whether the Listed Entity has any shares in Locked-in?		No
5 Whether any shares held by promoters are pledge or otherwise encumbered?		No

\* If the Listed Entity selects the option 'No' for the questions above, the column for the partly paid up shares, Outstanding Convertible Securities/Warrants, depository receipts, locked-in shares, No of shares pledged or otherwise encumbered by promoters, as applicable, shall not be displayed at the time of dissemination on the Stock Exchange website. Also wherever there is 'No' declared by Listed Entity in above table the values will be considered as 'Zero' by default on submission of the format of holding of specified securities.


5. The tabular format for disclosure of holding of specified securities is as follows:-



BUDGE BUDGE COMPANY LTD.

Table I - Summary Statement holding of specified securities as on 31/03/2022


Category (I)	Category of shareholder (II)	Nos. of shareholders (III)	No. of fully paid up equity shares held (IV)	No. of Partly paid-up equity shares held (V)	No. of shares underlying Depository Receipts (VI)	Total nos. shares held (VII)=(IV)+(V)+(VI)	Shareholding as a % of total no. of shares (calculated as per SCRR, 1957) (VIII) As a % of (A+B+C2)	Number of Voting Rights held in each class of securities (IX)			No of shares underlying outstanding convertible securities (including Warrants) (X)	Shareholding as a % assuming full conversion of convertible securities (as a percentage of diluted share capital) (XI)=(VII)+(X) As a % of (A+B+C2)	Number of Locked in shares (XII)		Number of shares pledged or otherwise encumbered (XIII)		Number of equity shares held in dematerialized form (XIV)	
								No of Voting Rights					Total as a % of (A+B+C)	No. (a)	As a % of total shares held (b)	No. (a)		As a % of total shares held (b)
								Class eq:x	Class eq:y	Total								
(A)	Promoter & Promoter group	13	4714804	0	0	4714804	73.8748	4714804	0	4714804	73.8748	0	0	0.0000	0	0.0000	4714804	
(B)	Public	450	1667347	0	0	1667347	26.1252	1667347	0	1667347	26.1252	0	0	0.0000	NA	NA	1510213	
(C)	Non Promoter - Non Public														NA			
(C1)	Shares underlying DRs						NA								NA			
(C2)	Shares held by Employee Trusts														NA			
	Total	463	6382151	0	0	6382151	100.0000	6382151	0	6382151	100.0000	0	0				6225017	



**UDJCE BUDGE COMPANY LTD.**

**Table II - Statement Showing shareholding pattern of the Promoter and Promoter Group as on 31/03/2022**

(1)	Category & Name of the Shareholders (I)	Entity type i.e. promoter OR promoter group entity (except promoter)	PAN	(II)	Nos. of shareholders (III)	No. of fully paid up equity shares held (IV)	Partly paid-up equity shares held (V)	Nos. of shares underlying Depository Receipts (VI)	Total nos. shares held (VII)=(IV)+(V)+(VI)	Shareholding % calculated as per SCRR, 1957) As a % of (A+B+C2) (VIII)	Number of Voting Rights held in each class of securities (X)			Shareholding as a % assuming full conversion of convertible securities (as a percentage of diluted share capital) (X) As a % of A+B+C2)	Number of Locked in shares (ZII)		Number of shares pledged or otherwise encumbered (ZIII)		Number of equity shares held in dematerialized form (ZIV)	
											No of Voting Rights				Total as a % of Total Voting rights	No. (a)	As a % of total shares held (b)	No. (g)		As a % of total shares held (b)
											Class	x	Classy							
(1)	Indian																			
(a)	Individuals/Hindu undivided Family				10	4236088	0	0	4236088	68.3740	4236088	0	4236088	68.3740	0	0.0000	0	0.0000	4236088	
	ASHOK KUMAR PODDAR HUF	Promoter	AENH9UB9H		1	1436100	0	0	1436100	22.5018	1436100	0	1436100	22.5018	0	0.0000	0	0.0000	1436100	
	Manish Poddar	Promoter	AGIIPP035C		1	1004700	0	0	1004700	15.7436	1004700	0	1004700	15.7436	0	0.0000	0	0.0000	1004700	
	Madhusree Poddar	Promoter	AFYPP8485P		1	740600	0	0	740600	11.6042	740600	0	740600	11.6042	0	0.0000	0	0.0000	740600	
	Dnya Poddar	Promoter	AJUPP9146P		1	634100	0	0	634100	9.9355	634100	0	634100	9.9355	0	0.0000	0	0.0000	634100	
	VASAVI PODDAR	Promoter	APLPP5755P		1	400000	0	0	400000	6.2675	400000	0	400000	6.2675	0	0.0000	0	0.0000	400000	
	BIMAL KUMAR PODDAR HUF	Promoter	AADH8422N		1	11777	0	0	11777	0.1845	11777	0	11777	0.1845	0	0.0000	0	0.0000	11777	
	Ashok Kumar Poddar	Promoter	AFHPP9218F		1	3100	0	0	3100	0.0486	3100	0	3100	0.0486	0	0.0000	0	0.0000	3100	
	VINOD KUMAR PODDAR	Promoter	AEKPP1971M		1	2924	0	0	2924	0.0458	2924	0	2924	0.0458	0	0.0000	0	0.0000	2924	
	Anun Kumar Poddar	Promoter	AFTPP2507H		1	2707	0	0	2707	0.0424	2707	0	2707	0.0424	0	0.0000	0	0.0000	2707	
	MR. SAROJ KUMAR PODDAR	Promoter	AFTPP2386N		1	0	0	0	0	0.0000	0	0	0	0.0000	0	0.0000	0	0.0000	0	
	Central Government/State Government(s)																			
(b)	Financial Institutions/Banks																			
(c)	Any Other (specify)																			
	Bodies Corporata				3	478716	0	0	478716	7.5009	478716	0	478716	7.5009	0	0.0000	0	0.0000	478716	
	SOUTH WEST FINTRADE UDYOG LIMITED	Promoter	AACCA0174C		1	376600	0	0	376600	5.9018	376600	0	376600	5.9018	0	0.0000	0	0.0000	376600	
	PODDAR UDYOG LTD	Promoter	AACCP2896C		1	57441	0	0	57441	0.0900	57441	0	57441	0.0900	0	0.0000	0	0.0000	57441	
	ADVENTZ SECURITIES ENTERPRISES LIMITED	Promoter	AACCP4398M		1	44615	0	0	44615	0.0691	44615	0	44615	0.0691	0	0.0000	0	0.0000	44615	
	Sub Total				13	4714804	0	0	4714804	73.8748	4714804	0	4714804	73.8748	0	0.0000	0	0.0000	4714804	
(2)	Foreign																			
(a)	Individuals (Non-Resident Individuals/Foreign Individuals)																			
(b)	Government																			
(c)	Institutions																			
(d)	Foreign Portfolio Investor																			
(e)	Any Other (specify)																			
	Sub Total				0	0	0	0	0	0.0000	0	0	0	0.0000	0	0.0000	0	0.0000	0	
	Total Shareholding of Promoter and Promoter Group (A)=(A1)+(A2)				13	4714804	0	0	4714804	73.8748	4714804	0	4714804	73.8748	0	0.0000	0	0.0000	4714804	




BUDGE BUDGE COMPANY LTD.

Table III - Statement Showing shareholding pattern of the Public shareholder as on 31/03/2022


Category & Name of the Shareholders (I)	PAN (II)	Nos. of shareholders (III)	No. of fully paid up equity shares held (IV)	Partly paid up equity shares held (V)	Nos. of shares underlying Depository Receipts (VI)	Total nos. shares held (VII)=(IV)+(V)+(VI)	Shareholding % calculated as per SCRR, 1957) As a % of (A+B+C2) (VII)	Number of Voting Rights held in each class of securities (IX)			No of shares Underlying outstanding convertible securities (as a percentage of diluted share capital) (X)	Shareholding as a % assuming full conversion of convertible securities (as a percentage of diluted share capital) (XI)=(VII)+(X) As a % of A+B+C2)	Number of Locked in shares (XII)		Number of shares pledged or otherwise encumbered (XIII)				
								No of Voting Rights					Total as a % of Total Voting rights	No. (a)	As a % of total shares held (b)	No. (Not applicable) (a)	As a % of total shares held (Not applicable) (b)	Number of equity shares held in dematerialized form (XIV)	
								Class x	Class y	Total									
(1) Institutions																			
(a) Mutual Funds / UTI																			
(b) Venture Capital Funds																			
(c) Alternate Investment Funds																			
(d) Foreign Venture Capital Investors																			
(e) Foreign Portfolio Investors																			
(f) Financial Institutions / Banks		14	36731	0	0	36731	0.5755	36731	0	36731	0.5755	0	0.5755	0	0.0000	NA			15204
(g) Insurance Companies		2	17600	0	0	17600	0.2758	17600	0	17600	0.2758	0	0.2758	0	0.0000	NA			17600
(h) Provident Funds / Pension Funds																			
(i) Any Other (specify)																			
Sub Total		16	54331	0	0	54331	0.8513	54331	0	54331	0.8513	0	0.8513	0	0.0000	NA			32804
(2) Central Government / State Government(s) / President of India																			
(3) Non-Institutions																			
(a) Individuals-																			
i. Individual shareholders holding nominal share capital upto Rs.2 lakhs		387	48950	0	0	48950	0.7670	48950	0	48950	0.7670	0	0.7670	0	0.0000	NA			23526
ii. Individual shareholders holding nominal share capital in excess of Rs.2 lakhs																			
(b) NBFCs registered with RBI																			
(c) Employee Trusts																			
(d) Overseas Depositories (holding DRs) (balancing figure)																			
(e) Any Other (specify)																			
Bodies Corporate		27	1561341	0	0	1561341	24.4642	1561341	0	1561341	24.4642	0	24.4642	0	0.0000	NA			1453493
RAGHUVIR REALTORS PVT LTD	AADCR5727M	1	1146500	0	0	1146500	17.9642	1146500	0	1146500	17.9642	0	17.9642	0	0.0000	NA			1146500
JAYANTI COMMERCIAL LTD	AAACJ6897M	1	302160	0	0	302160	4.7345	302160	0	302160	4.7345	0	4.7345	0	0.0000	NA			302160



BUDGE BUDGE COMPANY LTD.																			
Table III - Statement Showing shareholding pattern of the Public shareholder as on 31/03/2022																			
Category & Name of the Shareholders (I)	PAN (II)	Nos. of shareholders (III)	No. of fully paid up equity shares held (IV)	Partly paid up equity shares held (V)	Nos. of shares underlying Depository Receipts (VI)	Total nos shares held (VII)=(IV)+(V)+(VI)	Shareholding % calculated as per SCRR, 1957) As a % of (A+B+C2) (VIII)	Number of Voting Rights held in each class of securities (IX)			No of shares Underlying outstanding convertible securities (as a percentage of diluted share capital) (X)	Shareholding as a % assuming full conversion of convertible securities (as a percentage of diluted share capital) (XI)=(VII)+(X) As a % of A+B+C2)	Number of Locked in shares (XII)			Number of shares pledged or otherwise encumbered (XIII)		Number of equity shares held in dematerialized form (XIV)	
								No of Voting Rights					No. (a)	As a % of total shares held (b)	No. (Not applicable) (a)	As a % of total shares held (Not applicable) (b)			
								Class x	Class y	Total									
Resident Individual (HUF)		15	378	0	0	378	0.0059	378	0	378	0.0059	0	0.0000	NA			378		
Non Resident Individual		2	212	0	0	212	0.0033	212	0	212	0.0033	0	0.0000	NA			12		
Foreign Company		3	2135	0	0	2135	0.0335	2135	0	2135	0.0335	0	0.0000	NA			0		
Sub Total		434	1613016	0	0	1613016	25.2739	1613016	0	1613016	25.2739	0	0.0000	NA			147/409		
Total Public Shareholding (B)=(B)(1)+(B)(2)+(B)(3)		450	1667347	0	0	1667347	26.1252	1667347	0	1667347	26.1252	0	0.0000	NA			1510213		




BUDGE BUDGE COMPANY LTD.																		
Table Iv - Statement Showing shareholding pattern of the Non Promoter - Non Public shareholder as on 31/03/2022																		
Category & Name of the Shareholders (I)	PAN (II)	No of shareholders (III)	No. of fully paid up equity shares held (IV)	Partly paid up equity shares held (V)	Nos. of shares underlying Depository Receipts (VI)	Total nos. shares held (VII)=(IV)+(V)+(VI)	Shareholding % calculated as per SCRR, 1957 As a % of (A+B+C2) (VIII)	Number of Voting Rights held in each class of securities (X)			Total as a % of Total Voting rights	No of shares Underlying convertible securities (including Warrants) (X)	Total Shareholding as a % assuming full conversion of convertible securities (as a percentage of diluted share capital) (XI)=(VII)+(X) As a % of A+B+C2	Number of Locked In shares (XII)		Number of shares pledged or otherwise encumbered (XIII)		Number of equity shares held in dematerialized form (XIV)
								Class x	Class y	Total				No. (a)	As a % of total shares held (b)	No. (a)	As a % of total shares held (b)	
(1) Custodian / DR Holder																		
(2) Employee Benefit Trust (under SEBI (Share based Employee Benefit) Regulations, 2014)																		
Total Non Promoter - Non Public Shareholding (C)=(C)(1)+(C)(2)		0	0	0	0	0	0.0000	0	0	0	0.0000	0	0.0000	0	0.0000	NA	NA	0



BUDGE BUDGE COMPANY LTD.												
Annexure												
Table V - Statement showing details of significant beneficial owners as on 31/03/2022												
Details of the (SBO)			Details of the registered owner			Details of holding / exercise of right of the SBO in the reporting company, whether direct or indirect: Whether by virtue of: (III)					Date of creation / acquisition of significant beneficial interest	
(I)			(II)			(IV)					(V)	
Sr No	Name	PAN / Passport No. in case of a foreign national	Nationality	Name	PAN / Passport No. in case of a foreign national	Nationality	Shares (%)	Voting rights (%)	Rights on distributable dividend or any other distribution (%)	Exercise of control	Exercise of significant influence	
1	MANISH PODDAR	AGHPP0395C	India	ASHOK KUMAR PODDAR HUF	AAEHA9069B	INDIAN	1436100	22.5018				30/04/2010
2				RAGHUVIR REALTORS PVT LTD	AADCR5727M	INDIAN	1146500	17.9642				
3	MANISH PODDAR	AGHPP0395C	India	Manish Poddar	AGHPP0395C	INDIAN	1004780	15.7436				30/04/2010
4	MANISH PODDAR	AGHPP0395C	India	Madhushree Poddar	AFYPP8485P	INDIAN	740600	11.6042				30/04/2010
	Total						4327980	67.8138				



BUDGE BUDGE COMPANY LTD.				
Distribution Schedule as on 31/03/2022				
Share Holding	No of Holders	% age	No of Shares	% age
Upto 50	253	54.7619	2285	0.0358
51 to 100	28	6.0606	2159	0.0338
101 to 150	54	11.6883	6749	0.1057
151 to 250	48	10.3896	9061	0.1420
251 to 500	37	8.0087	12890	0.2020
501 to 5000	21	4.5455	43316	0.6787
Above 5000	21	4.5455	6305691	98.8020
Grand Total	462	100.0000	6382151	100.0000
Distribution Schedule as on 31/03/2022				
Share Holding	No of Holders	% age	No of Shares	% age
Upto 500	420	90.9091	33144	0.5193
501 to 1000	8	1.7316	5047	0.0791
1001 to 2000	3	0.6494	4737	0.0742
2001 to 3000	4	0.8658	11106	0.1740
3001 to 4000	4	0.8658	13642	0.2138
4001 to 5000	2	0.4329	8784	0.1376
5001 to 10000	5	1.0823	41982	0.6578
Above 10000	16	3.4632	6263709	98.1442
Grand Total	462	100.0000	6382151	100.0000
Distribution Schedule as on 31/03/2022				
Notional Value of (Rs.)	No of Holders	% age	Amount (Rs.)	% age
Upto 5000	420	90.9091	331440	0.5193
5001 to 10000	8	1.7316	50470	0.0791
10001 to 20000	3	0.6494	47370	0.0742
20001 to 30000	4	0.8658	111060	0.1740
30001 to 40000	4	0.8658	136420	0.2138
40001 to 50000	2	0.4329	87840	0.1376
50001 to 100000	5	1.0823	419820	0.6578
Above 100000	16	3.4632	62637090	98.1442
Grand Total	462	100.0000	63821510	100.0000





BUDGE BUDGE COMPANY LTD.					
Shareholding Summary as on 31/03/2022					
	As per Folio/Client Id			As per PAN	
Form	No of Records	No of Shares		No of Records	No of Shares
PHYSICAL	202	157134		200	157134
NSDL	188	4482078		177	4482078
CDSL	97	1742939		93	1742939
<b>TOTAL</b>	<b>487</b>	<b>6382151</b>		<b>470</b>	<b>6382151</b>

