

Format of holding of specified securities


1. Name of Listed Entity: BUDGE BUDGE COMPANY LTD. (CIN:L26941WB1973PLC028796)
2. Scrip Code - Name of Scrip -,- Class of Security Equity
3. Share Holding Pattern Filed under : Reg. 31(1)(a)/Reg. 31(1)(b)/Reg. 31(1)(c)
 - a. If under 31 (1)(b) then indicate the report for Quarter ending: 30/06/2021
 - b. If under 31(1)(c) then indicate date of allotment/extinguishment

4. **Declaration** : The Listed entity is required to submit the following declaration to the extent of submission of information:-



Particulars	Yes*	No*
1 Whether the Listed Entity has issued any partly paid up shares?		No
2 Whether the Listed Entity has issued any Convertible Securities or Warrants?		No
3 Whether the Listed Entity has any shares against which depository receipts are issued?		No
4 Whether the Listed Entity has any shares in Locked-in?		No
5 Whether any shares held by promoters are pledge or otherwise encumbered?		No

* If the Listed Entity selects the option 'No' for the questions above, the column for the partly paid up shares, Outstanding Convertible Securities/Warrants, depository receipts, locked-in shares, No of shares pledged or otherwise encumbered by promoters, as applicable, shall not be displayed at the time of dissemination on the Stock Exchange website. Also wherever there is 'No' declared by Listed Entity in above table the values will be considered as 'Zero' by default on submission of the format of holding of specified securities.


5. The tabular format for disclosure of holding of specified securities is as follows:-



Category of Shareholder (I)	Nos. of Shareholders (II)	No. of fully paid up equity shares held (IV)	No. of Partly paid up equity shares held (V)	No. of shares underlying Depository Receipts (VI)	Total nos shares held (VII)=(IV)+(V)+(VI)	Shareholding as a % of total no. of shares (calculated as per SCRR, 1957) As a % of (A+B+C2) (VIII)	Number of Voting Rights held in each class of securities (IX)			No of shares underlying convertible securities (including Warrants) (X)	Shareholding as a % assuming full conversion of convertible securities (as a percentage of diluted share capital) (XI)=(VII)+(X) As a % of (A-B-C2) (XII)	Number of Locked in shares (XII)		Number of shares pledged or otherwise encumbered (XIII)		Number of equity shares held in dematerialized form (XVI)	
							Class eg: x	Class eg: y	Total			Total as a % of (A+B+C) (X)	No (a)	As a % of total shares held (b)	No. (a)		As a % of total shares held (b)
(A) Promoter & group	12	47,14,804	0	0	47,14,804	73.8748	47,14,804	0	47,14,804	73.8748	0	0.0000	0	0.0000	0	0.0000	47,14,804
(B) Public	454	1,66,73,47	0	0	1,66,73,47	26.1252	1,66,73,47	0	1,66,73,47	26.1252	0	0.0000	0	0.0000	0	0.0000	1,66,73,47
(C) Non Promoter - Non Public						NA											
(C1) Shares underlying DRS																	
(C2) Shares held by Employee Trusts																	
Total	466	63,82,15,1	0	0	63,82,15,1	100.0000	63,82,15,1	0	63,82,15,1	100.0000	0	0	0	0	0	0	62,24,8,57




(1)	(ii)	(iii)	(iv)	(v)	(vi)	(vii)	(viii)	Number of Voting Rights held in each class of securities (X)			(xi)	(xii)	(xiii)	(xiv)	(xv)
								Class x	Class y	Total					
(a)	Family		4236088	0	4236088	66.3740	0	66.3740	0	0.0000	0	0.0000	0	0.0000	4236088
(1)	Category & Name of the Shareholders (i) Indian	PAN	ASHOK KUMAR PODDAR HUF	1	1436100	22.5018	0	22.5018	0	0.0000	0	0.0000	0	0.0000	1436100
			Manish Poddar	1	1004780	15.7435	0	15.7435	0	0.0000	0	0.0000	0	0.0000	1004780
			Madhusree Poddar	1	740600	11.6042	0	11.6042	0	0.0000	0	0.0000	0	0.0000	740600
			Dnya Poddar	1	634100	9.9355	0	9.9355	0	0.0000	0	0.0000	0	0.0000	634100
			VASAV PODDAR	1	400000	6.2675	0	6.2675	0	0.0000	0	0.0000	0	0.0000	400000
			BIMAL KUMAR PODDAR	1	11777	0.1845	0	0.1845	0	0.0000	0	0.0000	0	0.0000	11777
			Ashok Kumar Poddar	1	3100	0.0486	0	0.0486	0	0.0000	0	0.0000	0	0.0000	3100
			VINOD KUMAR PODDAR	1	2924	0.0458	0	0.0458	0	0.0000	0	0.0000	0	0.0000	2924
			Arun Kumar Poddar	1	2707	0.0424	0	0.0424	0	0.0000	0	0.0000	0	0.0000	2707
			Central Government/State Government(s)			0	0	0.0424	0	0.0424	0	0.0000	0	0.0000	0
(b)	Financial Institutions/Banks														
(c)	Any Other (Specify)														
(d)	Bodies Corporate														
(2)	SOUTH WEST FINTRADE		478716	3	478716	7.5009	0	7.5009	0	0.0000	0	0.0000	0	0.0000	478716
			UDYOG LIMITED	1	376660	5.9018	0	5.9018	0	0.0000	0	0.0000	0	0.0000	376660
			PODDAR UDYOG LTD	1	57441	0.9000	0	0.9000	0	0.0000	0	0.0000	0	0.0000	57441
			ADVENTZ SECURITIES ENTERPRISES LIMITED	1	44615	0.6991	0	0.6991	0	0.0000	0	0.0000	0	0.0000	44615
			Sub Total	12	4714804	73.8748	0	73.8748	0	73.8748	0	0.0000	0	0.0000	0
(a)	Foreign Individuals (Non-Resident Individuals)/Foreign Individuals)														
(b)	Government														
(c)	Institutions														
(d)	Foreign Portfolio Investor														
(e)	Any Other (Specify)														
	Sub Total		0	0	0	0.0000	0	0.0000	0	0.0000	0	0.0000	0	0.0000	0
	Total Shareholding of Promoter and Promoter Group (A)=(A1)+(A2)		12	4714804	73.8748	0	73.8748	0	73.8748	0	0.0000	0	0.0000	0	0.0000



BUDGE BUDGE COMPANY LTD


Table III - Statement Showing shareholding pattern of the Public shareholder as on 30/06/2021

(1)	(2)	(3)	(4)	(5)	(6)	(7)	(8)	Number of Voting Rights held in each class of securities (IX)		(11)	(12)	(13)	(14)	(15)	(16)	(17)
								No of Voting Rights	Total							
(1)	(2)	(3)	(4)	(5)	(6)	(7)	(8)	(9)	(10)	(11)	(12)	(13)	(14)	(15)	(16)	(17)
(a)	Mutual Funds / UTI															
(b)	Venture Capital Funds															
(c)	Alternate Investment Funds															
(d)	Foreign Venture Capital Investors															
(e)	Foreign Portfolio Investors															
(f)	Financial Institutions / Banks															
(g)	Insurance Companies															
(h)	Provident Funds / Pension Funds															
(i)	Any Other (specify)															
	Sub Total															
(1)	Central Government / State Government(s) / President of India															
(2)	Non-institutions Individuals-															
	i. Individual shareholders holding nominal share capital upto Rs. 2 lakhs															
	ii. Individual shareholders holding nominal share capital in excess of Rs. 2 lakhs															
(b)	NBFCs registered with RBI															
(c)	Employee Trusts															
(d)	Oversees Depositors (holding DRs) (balancing figure)															
(e)	Any Other (specify)															
	Bodies Corporate															
	RAGHUVIR REALTORS PVT LTD JAYANTHI COMMERCIAL LTD															



BUDGE BUDGE COMPANY LTD
Table III - Statement Showing Shareholding pattern of the Public Shareholder as on 30/06/2021

Category & Name of the Shareholders (I) Non Resident Individual Foreign Company Sub Total Total Public Shareholding (B)=(B(1)+(B(2)+(B(3))	PAN (II)	Nos. of equity shares held (III)	No. of fully paid up equity shares held (IV)	Partly paid-up equity shares held (V)	Nos. of shares of Depository Receipts (VI)	Total nos. shares held (VII)=(IV)+(V)+(VI)	Shareholding % calculated as per SCRR 1957, As a % of (A+B+C2) (VIII)	Number of Voting Rights held in each class of securities (IX)		Total as a % of Total Voting rights (X)	No of underlying convertible securities (including Warrants) (XI)	Shareholding as a % assuming full conversion of convertible securities (as a percentage of diluted share capital) (XI)=(VII)+(X)	Number of Locked in shares (XII)	Number of shares pledged or otherwise encumbered (XIII)	Number of shares held in dematerialized form (XIV)
								Class X	Class Y Total						
2			212	0	0	212	0.0033	212	0	0.0033	0	0.0033	0	0	12
3			2135	0	0	2135	0.0335	2135	0	0.0335	0	0.0335	0	0	0
438			1613016	0	0	1613016	25.2739	1613016	0	25.2739	0	25.2739	0	0	1477249
454			1667347	0	0	1667347	26.1252	1667347	0	26.1252	0	26.1252	0	0	1510053



(1) Category & Name of the Shareholders (I) Custodian / DR Holder	(2) PAN (II)	(3) No of sharehold-ers (III)	(4) No. of fully paid up equity shares held (IV)	(5) Partly paid-up equity shares held (V)	(6) Nos. of shares underlying Depository Receipts (VI)	(7) Total nos share held (VII)=(IV) + (V)+(VI)	(8) Shareholding % calculated as per SCRR, 1957) As a % of (A+B+C2 (VIII))	(9) Number of Voting Rights held in each class of securities (IX)			(10) Total as a % of Total Voting rights (X)	(11) No of Underlying convertible securities (including Warrants) (XI)	(12) Total Shareholding as a % assuming full conversion of convertible securities (as a percentage of diluted share capital) (XII)=(V)+(X)	(13) Number of Locked in shares (XIII)	(14) Number of shares pledged or otherwise encumbered (XIV)	(15) As a % of total shares held (b) (XV)	(16) Number of equity shares held in dematerialized form (XVI)
								(9a) Class x	(9b) Class y	(9c) Total							
(1) Employee Benefit Trust (under SEBI (Share based Employee Benefit) Regulations, 2014)							0.0000	0	0	0	0.0000	0	0	0	0.0000	NA	0
(2) Total Non Promoter - Non Public Shareholding (C)=(G)+(1)+(C)(2)		0	0	0	0	0	0.0000	0	0	0	0.0000	0	0	0	0.0000	NA	0




Table V - Statement showing details of significant beneficial owners as on 30/06/2021

Sr No	Name	Details of the (SBO)		Details of the registered owner		Details of holding / exercise of right of the SBO in the reporting company, whether direct or indirect.				Date of creation / acquisition of significant beneficial interest	
		PAN / Passport No. in case of a foreign national	Nationality	Name	PAN / Passport No. in case of a foreign national	Nationality	Shares (%)	Voting rights (%)	Whether by virtue of: (iii) Rights on distributable dividend or any other distribution (%)		Exercise of control
1	MANISH PODDAR	AGHPP0395C	India	ASHOK KUMAR PODDAR HUF RAGHUVIR REALTORS PVT LTD	AAEH-A9069B	INDIAN	1436100	22.5013			30/04/2010
2	MANISH PODDAR	AGHPP0395C	India	Manish Poddar Madhushree Poddar	AGHPP0395C	INDIAN	1004780	15.7436			30/04/2010
3	MANISH PODDAR	AGHPP0395C	India		AFYPP8485P	INDIAN	740600	11.6042			30/04/2010
4	MANISH PODDAR	AGHPP0395C	India				4327980	67.8138			30/04/2010
Total											



BUDGE BUDGE COMPANY LTD.

Distribution Schedule as on 30/06/2021


Share Holding	No of Holders	% age	No of Shares	% age
Upto 50	257	55.1502	2266	0.0355
51 to 100	28	6.0086	2159	0.0338
101 to 150	54	11.5880	6749	0.1057
151 to 250	48	10.3004	9061	0.1420
251 to 500	37	7.9399	12890	0.2020
501 to 5000	21	4.5064	43335	0.6790
Above 5000	21	4.5064	6305691	98.8020
Grand Total	466	100.0000	6382151	100.0000

Distribution Schedule as on 30/06/2021

Share Holding	No of Holders	% age	No of Shares	% age
Upto 500	424	90.9871	33125	0.5190
501 to 1000	8	1.7167	5047	0.0791
1001 to 2000	3	0.6438	4756	0.0745
2001 to 3000	4	0.8584	11106	0.1740
3001 to 4000	4	0.8584	13642	0.2138
4001 to 5000	2	0.4292	8784	0.1376
5001 to 10000	5	1.0730	41982	0.6578
Above 10000	16	3.4335	6263709	98.1442
Grand Total	466	100.0000	6382151	100.0000

Distribution Schedule as on 30/06/2021

Notional Value of (Rs.)	No of Holders	% age	Amount (Rs.)	% age
Upto 5000	424	90.9871	331250	0.5190
5001 to 10000	8	1.7167	50470	0.0791
10001 to 20000	3	0.6438	47560	0.0745
20001 to 30000	4	0.8584	111060	0.1740
30001 to 40000	4	0.8584	136420	0.2138
40001 to 50000	2	0.4292	87840	0.1376
50001 to 100000	5	1.0730	419820	0.6578
Above 100000	16	3.4335	62637090	98.1442
Grand Total	466	100.0000	63821510	100.0000



BUDGE BUDGE COMPANY LTD.

Shareholding Summary as on 30/06/2021

Form	As per Folio/Client Id		As per PAN	
	No of Records	No of Shares	No of Records	No of Shares
PHYSICAL	204	157294	202	157294
NSDL	186	4481038	176	4481038
CDSL	97	1743819	95	1743819
TOTAL	487	6382151	473	6382151

