

Format of holding of specified securities

1. Name of Listed Entity: BUDGE BUDGE COMPANY LTD. (CIN:L26941WB1973PLC028796)

2. Scrip Code - Name of Scrip -, Class of Security Equity

3. Share Holding Pattern Filed under : Reg. 31(1)(a)/Reg. 31(1)(b)/Reg. 31(1)(c)

a. If under 31 (1)(b) then indicate the report for Quarter ending: 31/12/2018

b. If under 31(1)(c) then indicate date of allotment/extinguishment

4. **Declaration** : The Listed entity is required to submit the following declaration to the extent of submission of information:-

	Particulars	Yes*	No*
1	Whether the Listed Entity has issued any partly paid up shares?		No
2	Whether the Listed Entity has issued any Convertible Securities or Warrants?		No
3	Whether the Listed Entity has any shares against which depository receipts are issued?		No
4	Whether the Listed Entity has any shares in Locked-in?		No
5	Whether any shares held by promoters are pledge or otherwise encumbered?		No

* If the Listed Entity selects the option 'No' for the questions above, the column for the partly paid up shares, Outstanding Convertible Securities/Warrants, depository receipts, locked-in shares, No of shares pledged or otherwise encumbered by promoters, as applicable, shall not be displayed at the time of dissemination on the Stock Exchange website. Also wherever there is 'No' declared by Listed Entity in above table the values will be considered as 'Zero' by default on submission of the format of holding of specified securities.

5. The tabular format for disclosure of holding of specified securities is as follows:-






Table I - Summary Statement holding of specified securities as on 31/12/2018

Annexure I - Summary Statement holding of specified securities as on 31/12/2016																		
Category (I)	Category of shareholder (II)	Nos. of shareholders (III)	No. of fully paid up equity shares held (IV)	No. of Partly paid-up equity shares held (V)	No. of shares underlying Depository Receipts (VI)	Total nos. shares held (VII)=(IV)+(V)+(VI)	Shareholding as a % of total no. of shares (calculated as per SCRR, 1957) (VIII) As a % of (A+B+C2)	Number of Voting Rights held in each class of securities (IX)				No of shares Underlying outstanding convertible securities (including Warrants) (X)	Shareholding as a % assuming full conversion of convertible securities (as a percentage of diluted share capital) (XI)=(VII)+(X) As a % of (A+B+C2)	Number of Locked in shares (XII)		Number of shares pledged or otherwise encumbered (XIII)		Number of equity shares held in dematerialized form (XIV)
								No of Voting Rights			Total as a % of (A+B+C)			No. (a)	As a % of total shares held (b)	No. (a)	As a % of total shares held (b)	
								Class eg:x	Class eg:y	Total								
(A)	Promoter & Promoter group	12	4714804	0	0	4714804	73.8748	4714804	0	4714804	73.8748	0	73.8748	0	0.0000	0	0.0000	4714804
(B)	Public	410	1667347	0	0	1667347	26.1252	1667347	0	1667347	26.1252	0	26.1252	0	0.0000	NA		1494792
(C)	Non Promoter - Non Public															NA		
(C1)	Shares underlying DRs						NA									NA		
(C2)	Shares held by Employee Trusts															NA		
	Total	422	6382151	0	0	6382151	100.0000	6382151	0	6382151	100.0000	0	100.0000	0				6209596



BUDGE BUDGE COMPANY LTD.																				
Table II - Statement Showing shareholding pattern of the Promoter and Promoter Group as on 31/12/2018																				
	Category & Name of the Shareholders (I)	PAN	(II)	Nos. of sharehold-ers (III)	No. of fully paid up equity shares held (IV)	Partly paid-up equity shares held (V)	Nos. of shares underlying Depository Receipts (VI)	Total nos. shares held (VII)=(IV)+(V)+(VI)	Sharehold-ing % calculated as per SCRR, 1957) As a % of (A+B+C2) (VIII)	Number of Voting Rights held in each class of securities (IX)				No of shares Underlying outstanding convertible securities (including Warrants) (X)	Shareholdin-g as a % assuming full conversion of convertible securities (as a percentage of diluted share capital) (XI)=(VII)+(X) As a % of A+B+C2)	Number of Locked in shares (XII)		Number of shares pledged or otherwise encumbered (XIII)		Number of equity shares held in demateriali-zed form (XIV)
										No of Voting Rights			Total as a % of Total Voting rights			No. (a)	As a % of total shares held (b)	No. (a)	As a % of total shares held (b)	
										Class x	Class y	Total								
(1)	Indian																			
(a)	Individuals/Hindu undivided Family			9	4236088	0	0	4236088	66.3740	4236088	0	4236088	66.3740	0	66.3740	0	0.0000	0	0.0000	4236088
	ASHOK KUMAR PODDAR HUF	AAEHA9069B		1	1436100	0	0	1436100	22.5018	1436100	0	1436100	22.5018	0	22.5018	0	0.0000	0	0.0000	1436100
	Manish Poddar	AGHPP0395C		1	1004780	0	0	1004780	15.7436	1004780	0	1004780	15.7436	0	15.7436	0	0.0000	0	0.0000	1004780
	Madhushree Poddar	AFYPP8485P		1	740600	0	0	740600	11.6042	740600	0	740600	11.6042	0	11.6042	0	0.0000	0	0.0000	740600
	Divya Poddar	AJUPP9146P		1	634100	0	0	634100	9.9355	634100	0	634100	9.9355	0	9.9355	0	0.0000	0	0.0000	634100
	VASAVI PODDAR	APLPP5975P		1	400000	0	0	400000	6.2675	400000	0	400000	6.2675	0	6.2675	0	0.0000	0	0.0000	400000
	BIMAL KUMAR PODDAR	AADHB9422N		1	11777	0	0	11777	0.1845	11777	0	11777	0.1845	0	0.1845	0	0.0000	0	0.0000	11777
	Ashok Kumar Poddar	AFHPP9218F		1	3100	0	0	3100	0.0486	3100	0	3100	0.0486	0	0.0486	0	0.0000	0	0.0000	3100
	VINOD KUMAR PODDAR	AEKPP1971M		1	2924	0	0	2924	0.0458	2924	0	2924	0.0458	0	0.0458	0	0.0000	0	0.0000	2924
	Arun Kumar Poddar	AFTPP2507H		1	2707	0	0	2707	0.0424	2707	0	2707	0.0424	0	0.0424	0	0.0000	0	0.0000	2707
(b)	Central Government/State Government(s)																			
(c)	Financial Institutions/Banks																			
(d)	Any Other (specify)																			
	Bodies Corporate			3	478716	0	0	478716	7.5009	478716	0	478716	7.5009	0	7.5009	0	0.0000	0	0.0000	478716
	A. M. Udyog Limited	AACCA9174G		1	376660	0	0	376660	5.9018	376660	0	376660	5.9018	0	5.9018	0	0.0000	0	0.0000	376660
	PODDAR UDYOG LTD	AACCP2896G		1	57441	0	0	57441	0.9000	57441	0	57441	0.9000	0	0.9000	0	0.0000	0	0.0000	57441
	ADVENTZ SECURITIES ENTERPRISES LIMITED	AACCP4398M		1	44615	0	0	44615	0.6991	44615	0	44615	0.6991	0	0.6991	0	0.0000	0	0.0000	44615
	Sub Total			12	4714804	0	0	4714804	73.8748	4714804	0	4714804	73.8748	0	73.8748	0	0.0000	0	0.0000	4714804
(2)	Foreign																			
(a)	Individuals (Non-Resident Individuals/Foreign Individuals)																			
(b)	Government																			
(c)	Institutions																			
(d)	Foreign Portfolio Investor																			
(e)	Any Other (specify)																			
	Sub Total			0	0	0	0	0	0.0000	0	0	0	0.0000	0	0.0000	0	0.0000	0	0.0000	0
	Total Shareholding of Promoter and Promoter Group (A)=(A)(1)+(A)(2)			12	4714804	0	0	4714804	73.8748	4714804	0	4714804	73.8748	0	73.8748	0	0.0000	0	0.0000	4714804



BUDGE BUDGE COMPANY LTD.																				
Table III - Statement Showing shareholding pattern of the Public shareholder as on 31/12/2018																				
		Category & Name of the Shareholders (I)	PAN (II)	Nos. of shareholders (III)	No. of fully paid up equity shares held (IV)	Partly paid up equity shares held (V)	Nos. of shares underlying Depository Receipts (VI)	Total nos. shares held (VII)=(IV)+(V)+(VI)	Shareholding % calculated as per SCRR, 1957) As a % of (A+B+C2) (VIII)	Number of Voting Rights held in each class of securities (IX)			No of shares Underlying outstanding convertible securities (including Warrants) (X)	Shareholding as a % assuming full conversion of convertible securities (as a percentage of diluted share capital) (XI)=(VII)+(X) As a % of A+B+C2)	Number of Locked in shares (XII)		Number of shares pledged or otherwise encumbered (XIII)		Number of equity shares held in dematerialized form (XIV)	
										No of Voting Rights					Total as a % of Total Voting rights	No. (a)	As a % of total shares held (b)	No. (Not applicable) (a)		As a % of total shares held (Not applicable) (b)
										Class x	Class y	Total								
(1)		Institutions																		
(a)		Mutual Funds / UTI																		
(b)		Venture Capital Funds																		
(c)		Alternate Investment Funds																		
(d)		Foreign Venture Capital Investors																		
(e)		Foreign Portfolio Investors																		
(f)		Financial Institutions / Banks		17	36731	0	0	36731	0.5755	36731	0	36731	0.5755	0	0.5755	0	0.0000	NA	14523	
(g)		Insurance Companies		2	17600	0	0	17600	0.2758	17600	0	17600	0.2758	0	0.2758	0	0.0000	NA	17600	
(h)		Provident Funds / Pension Funds																		
(i)		Any Other (specify)																		
		Sub Total		19	54331	0	0	54331	0.8513	54331	0	54331	0.8513	0	0.8513	0	0.0000	NA	32123	
(2)		Central Government / State Government(s) / President of India																		
(3)		Non-Institutions																		
(a)		Individuals-																		
		i. Individual shareholders holding nominal share capital upto Rs.2 lakhs		357	49328	0	0	49328	0.7729	49328	0	49328	0.7729	0	0.7729	0	0.0000	NA	9445	
		ii. Individual shareholders holding nominal share capital in excess of Rs.2 lakhs																		
(b)		NBFCs registered with RBI																		
(c)		Employee Trusts																		
(d)		Overseas Depositories (holding DRs) (balancing figure)																		
(e)		Any Other (specify)																		
		Bodies Corporate		29	1561341	0	0	1561341	24.4642	1561341	0	1561341	24.4642	0	24.4642	0	0.0000	NA	1453212	
		RAGHUVIR REALTORS PVT LTD	AADCR5727M	1	1146500	0	0	1146500	17.9642	1146500	0	1146500	17.9642	0	17.9642	0	0.0000	NA	1146500	
		JAYANTI COMMERCIAL LTD	AAACJ6897M	1	302160	0	0	302160	4.7345	302160	0	302160	4.7345	0	4.7345	0	0.0000	NA	302160	

BUDGE BUDGE COMPANY LTD.																		
Table III - Statement Showing shareholding pattern of the Public shareholder as on 31/12/2018																		
Category & Name of the Shareholders (I)	PAN (II)	Nos. of shareholders (III)	No. of fully paid up equity shares held (IV)	Partly paid-up equity shares held (V)	Nos. of shares underlying Depository Receipts (VI)	Total nos. shares held (VII)=(IV)+(V)+(VI)	Shareholding % calculated as per SCRR, 1957) As a % of (A+B+C2) (VIII)	Number of Voting Rights held in each class of securities (IX)				No of shares Underlying outstanding convertible securities (including Warrants) (X)	Shareholding as a % assuming full conversion of convertible securities (as a percentage of diluted share capital) (XI)=(VII)+(X) As a % of A+B+C2)	Number of Locked in shares (XII)		Number of shares pledged or otherwise encumbered (XIII)		Number of equity shares held in dematerialized form (XIV)
								No of Voting Rights			Total as a % of Total Voting rights			No. (a)	As a % of total shares held (b)	No. (Not applicable) (a)	As a % of total shares held (Not applicable) (b)	
								Class x	Class y	Total								
Non Resident Individual		2	212	0	0	212	0.0033	212	0	212	0.0033	0	0.0033	0	0.0000	NA		12
Foreign Company		3	2135	0	0	2135	0.0335	2135	0	2135	0.0335	0	0.0335	0	0.0000	NA		0
Sub Total		391	1613016	0	0	1613016	25.2739	1613016	0	1613016	25.2739	0	25.2739	0	0.0000	NA		1462669
Total Public Shareholding (B)=(B)(1)+(B)(2)+(B)(3)		410	1667347	0	0	1667347	26.1252	1667347	0	1667347	26.1252	0	26.1252	0	0.0000	NA		1494792



BUDGE BUDGE COMPANY LTD.																		
Table Iv - Statement Showing shareholding pattern of the Non Promoter - Non Public shareholder as on 31/12/2018																		
	Category & Name of the Shareholders (I)	PAN (II)	No of shareholders (III)	No. of fully paid up equity shares held (IV)	Partly paid-up equity shares held (V)	Nos. of shares underlying Depository Receipts (VI)	Total nos. shares held (VII)=(IV)+(V)+(VI)	Shareholding % calculated as per SCRR, 1957) As a % of (A+B+C2) (VIII)	Number of Voting Rights held in each class of securities (IX)				No of shares Underlying outstanding convertible securities (including Warrants) (X)	Total Shareholding as a % assuming full conversion of convertible securities (as a percentage of diluted share capital) (XI)=(VII)+(X) As a % of A+B+C2)	Number of Locked in shares (XII)		Number of shares pledged or otherwise encumbered (XIII)	
									No of Voting Rights			Total as a % of Total Voting rights			No. (a)	As a % of total shares held (b)	No. (a)	As a % of total shares held (b)
									Class x	Class y	Total							
(1)	Custodian / DR Holder																	
(2)	Employee Benefit Trust (under SEBI (Share based Employee Benefit) Regulations, 2014)																	
	Total Non Promoter - Non Public Shareholding (C)=(C)(1)+(C)(2)		0	0	0	0	0	0.0000	0	0	0	0.0000	0	0.0000	0	0.0000	NA	NA



BUDGE BUDGE COMPANY LTD.					
Shareholding Summary as on 31/12/2018					
	As per Folio/Client Id			As per PAN	
Form	No of Records	No of Shares		No of Records	No of Shares
PHYSICAL	219	172555		218	172555
NSDL	151	4411320		139	4411320
CDSL	73	1798276		71	1798276
TOTAL	443	6382151		428	6382151

